

Quick Move-in Homes



DESIGN STUDIO READY

14932 210th Ave E

Bonney Lake, WA

at [Glacier Pointe at Tehaleh](#)

Lot #982 | The Shasta XXL Multi-Gen

\$1,449,995

4 BR | 4.5 BA | 4,397 SF



TO BE BUILT

15204 210th Ave E

Bonney Lake, WA

at [Glacier Pointe at Tehaleh](#)

Lot #984 | The Jefferson

\$1,159,900

3-4 BR | 2.5 BA | 2,500 SF



TO BE BUILT

15218 210th Ave E

Bonney Lake, WA

at [Glacier Pointe at Tehaleh](#)

Lot #986 | The Alpine

\$1,225,900

4-7 BR | 3.5-5 BA | 3,650 SF



DESIGN STUDIO READY

15221 210th Ave E

Bonney Lake, WA

at [Glacier Pointe at Tehaleh](#)

Lot #991 | The Aspen Daylight Basement

\$1,319,900

3 BR | 3.5 BA | 3,396 SF



TO BE BUILT

15224 210th Ave E

Bonney Lake, WA

at [Glacier Pointe at Tehaleh](#)

Lot #987 | The Cascade

\$1,188,900

3-5 BR | 2.5-5 BA | 3,379 SF



AVAILABLE DEC 2025

15225 210th Ave E

Bonney Lake, WA

at [Glacier Pointe at Tehaleh](#)

Lot #992 | The Shasta Daylight Basement

\$1,519,900

4 BR | 3.5 BA | 4,460 SF

Quick Move-in Homes



15233 210Th Ave E
Bonney Lake, WA
at [Glacier Pointe at Tehaleh](#)

Lot #993 | The Shasta XXL

\$1,299,900

4-5 BR | 3.5-4 BA | 3,756 SF



15601 210th Ave E
Bonney Lake, WA
at [Glacier Pointe at Tehaleh](#)

Lot #327 | The Shasta XXL

\$1,365,900

5 BR | 3.5 BA | 3,756 SF



15673 S Stammen Ln
Oregon City, OR
at [Highland Woods](#)

Lot #4 | The Rainier

\$1,299,000

4 BR | 3.5 BA | 3,213 SF



15814 Boise Ln SE
Yelm, WA
at [Available Lots - Pierce & Thurston County](#)

The St. Helens Bonus

\$1,049,900

4 BR | 3 BA | 3,436 SF



16803 NE 281st St
Battle Ground, WA
at [Mountain Valley Estates](#)

Lot #1 | The St. Helens

\$975,000

3-4 BR | 2-3 BA | 2,596 SF



16905 NE 281st St
Battle Ground, WA
at [Mountain Valley Estates](#)

Lot #4 | The Palisade

\$1,348,000

3-5 BR | 3.5 BA | 4,190 SF

Quick Move-in Homes



16906 NE 281st St
Battle Ground, WA
at [Mountain Valley Estates](#)

Lot #8 | The Shasta

\$1,225,000

3-4 BR | 2.5-3 BA | 2,909 SF



17000 NE 281st St
Battle Ground, WA
at [Mountain Valley Estates](#)

Lot #7 | The Shasta XL

\$1,429,000

4 BR | 3 BA | 3,327 SF



2056 S River Rd
Kelso, WA
at [The Retreat at Rivers Edge](#)

Lot #19 | The Molalla

\$809,000

2-3 BR | 2-3.5 BA | 2,005-2,542 SF



2060 S River Rd
Kelso, WA
at [The Retreat at Rivers Edge](#)

Lot #20 | The Deschutes

\$839,000

3 BR | 2 BA | 1,814 SF



2064 S River Rd
Kelso, WA
at [The Retreat at Rivers Edge](#)

Lot #21 | The Forte

\$799,000

2-3 BR | 2 BA | 1,910-2,437 SF



2084 S River Rd
Kelso, WA
at [The Retreat at Rivers Edge](#)

Lot #26 | The Deschutes

\$729,000

3 BR | 2 BA | 1,814 SF

Quick Move-in Homes



TO BE BUILT

2088 S River Rd

Kelso, WA

at [The Retreat at Rivers Edge](#)

Lot #27 | The Molalla

\$769,000

2-3 BR | 2-3.5 BA | 2,005-2,542 SF



UNDER CONSTRUCTION

2096 S River Rd

Kelso, WA

at [The Retreat at Rivers Edge](#)

Lot #29 | The Deschutes

\$689,000

3 BR | 2 BA | 1,814 SF



AVAILABLE NOW

21002 154th St E


Bonney Lake, WA

at [Glacier Pointe at Tehaleh](#)

Lot #329 | The Rainier

\$1,249,900

4 BR | 3.5 BA | 3,213 SF



TO BE BUILT

21272 SW Mountain Home Rd


Sherwood, OR

at [Available Lots - Portland Metro](#)

The Shasta XXL

\$1,799,000

4-5 BR | 3.5-4 BA | 3,756 SF



TO BE BUILT

2142 S River Rd


Kelso, WA

at [The Retreat at Rivers Edge](#)

Lot #40 | The Pinehurst

\$759,000

3-4 BR | 2.5 BA | 1,991 SF



TO BE BUILT

2150 S River Rd

Kelso, WA

at [The Retreat at Rivers Edge](#)

Lot #42 | The Rogue

\$799,000

3-5 BR | 2.5-3 BA | 2,527 SF

Quick Move-in Homes

TO BE BUILT

21515 S Sweetbriar Rd
West Linn, OR
at [Stafford Crossings](#)
Lot #1 | The El Dorado

\$1,750,000

4-6 BR | 3.5-4.5 BA | 4,123 SF



TO BE BUILT

2158 S River Rd
Kelso, WA
at [The Retreat at Rivers Edge](#)
Lot #44 | The Deschutes

\$739,000

3 BR | 2 BA | 1,814 SF

AVAILABLE NOW

2182 S River Rd
Kelso, WA
at [The Retreat at Rivers Edge](#)
Lot #50 | The Molalla

\$799,000

3 BR | 2 BA | 2,005 SF

AVAILABLE NOW

2311 SE 29th St
Battle Ground, WA
at [Cedars Landing](#)
Lot #76 | The Alpine

\$979,000

5 BR | 4.5 BA | 3,650 SF

TO BE BUILT

23800 SW Wunderli Canyon Rd
Sherwood, OR
at [Available Lots - Portland Metro](#)
The Palisade

\$1,999,000

3-5 BR | 3.5 BA | 4,190 SF

AVAILABLE NOW

25713 64th Ave Ct E
Graham, WA
at [Benston Landing](#)
Lot #6 | The St. Helens Bonus

\$1,159,900

3 BR | 3 BA | 3,436 SF

Quick Move-in Homes

TO BE BUILT

28002 NE 168th Ave
Battle Ground, WA
at [Mountain Valley Estates](#)
Lot #15 | The Jefferson

\$1,038,000

3-4 BR | 2.5 BA | 2,500 SF

UNDER CONSTRUCTION

32824 NW Walteria Ln
Hillsboro, OR
at [Padgett Estates](#)
Lot #7 | The St. Helens

\$1,569,000

3 BR | 2 BA | 2,596 SF

DESIGN STUDIO READY

33023 139th Pl SE
Auburn, WA
at [The Reserve at Washington National](#)
Lot #17 | The Cascade

\$1,591,900

4 BR | 3.5 BA | 3,379 SF

TO BE BUILT

40934 228th Ave SE
Enumclaw, WA
at [Available Lots - South King County](#)
The Palisade

\$2,054,900

3-5 BR | 3.5 BA | 4,190 SF

AVAILABLE NOW

5491 Animal Ave NW
Bremerton, WA
at [Skyfall](#)
Lot #91 | The Aspen MG

\$1,299,900

3 BR | 3.5 BA | 3,145 SF

AVAILABLE OCT 2025

5513 Big Buck Place NW
Bremerton, WA
at [Skyfall](#)
Lot #80 | The St. Helens

\$1,099,900

3 BR | 2 BA | 2,596 SF

Quick Move-in Homes

AVAILABLE NOW

5543 Big Buck PL NW
Bremerton, WA
at [Skyfall](#)

Lot #130 | The Timberline

\$1,099,900

3 BR | 2.5 BA | 2,144 SF

AVAILABLE NOW

5618 NW 193rd Cir
Ridgefield, WA
at [Kemper Grove](#)

Lot #2 | The St. Helens

\$1,399,000

3 BR | 2.5 BA | 2,839 SF



DESIGN STUDIO READY

5850 Cougar Prowl Run NW
Bremerton, WA
at [Skyfall](#)

Lot #113 | The Shasta

\$1,169,900

3 BR | 2.5 BA | 2,909 SF

AVAILABLE SEP 2025

5897 Cougar Prowl Run NW
Bremerton, WA
at [Skyfall](#)

Lot #109 | The Alpine

\$1,199,900

4 BR | 3.5 BA | 3,650 SF

AVAILABLE NOW

6708 6th St E
Tacoma, WA
at [Available Lots - Pierce & Thurston County](#)

Lot #3 | The Rainier

\$1,249,900

4 BR | 3.5 BA | 3,357 SF

DESIGN STUDIO READY

9319 129th St Ct NW
Gig Harbor, WA
at [Available Lots - Pierce & Thurston County](#)

Lot #1 | The Rogue

\$1,089,900

3 BR | 2.5 BA | 2,798 SF

Quick Move-in Homes

DESIGN STUDIO READY

Lot 101 Cougar Prowl Run NW
Bremerton, WA
at [Skyfall](#)

Lot #101 | The Jefferson

\$1,177,900

3 BR | 2.5 BA | 2,500 SF

DESIGN STUDIO READY

Lot 105 Cougar Prowl Run NW
Bremerton, WA
at [Skyfall](#)

Lot #105 | The Shasta XXL

\$1,264,900

4 BR | 3.5 BA | 3,756 SF

TO BE BUILT

Lot 107 Cougar Prowl Run NW
Bremerton, WA
at [Skyfall](#)

Lot #107 | The Aspen Multi-Gen

\$1,054,900

4 BR | 3.5 BA | 3,122 SF



TO BE BUILT

Lot 110 Cougar Prowl Run NW
Bremerton, WA
at [Skyfall](#)

Lot #110 | The Shasta

\$1,099,900

3-4 BR | 2.5-3 BA | 2,909 SF



TO BE BUILT

Lot 115 Cougar Prowl Run NW
Bremerton, WA
at [Skyfall](#)

Lot #115 | The Shasta XXL

\$1,169,900

4-5 BR | 3.5-4 BA | 3,756 SF

TO BE BUILT

Lot 119 Cougar Prowl Run NW
Bremerton, WA
at [Skyfall](#)

Lot #119 | The Shasta XXL Multi-Gen

\$1,399,900

4-5 BR | 4.5-5 BA | 4,397 SF

Quick Move-in Homes



TO BE BUILT

Lot 13 138th Pl SE

Auburn, WA

at [The Reserve at Washington National](#)

Lot #13 | Shasta XXL

\$1,699,900

4-5 BR | 3.5-4 BA | 3,756 SF

TO BE BUILT

Lot 14 138th Pl SE

Auburn, WA

at [The Reserve at Washington National](#)

Lot #14 | The Palisade

\$1,769,900

3-5 BR | 3.5 BA | 4,190 SF

TO BE BUILT

Lot 16 138th Pl SE

Auburn, WA

at [The Reserve at Washington National](#)

Lot #16 | The El Dorado

\$1,569,900

4-6 BR | 3.5-4.5 BA | 4,123 SF

TO BE BUILT

Lot 18 138th Pl SE

Auburn, WA

at [The Reserve at Washington National](#)

Lot #18 | The Shasta XXL Multi-Gen

\$1,699,900

4-5 BR | 4.5-5 BA | 4,397 SF

TO BE BUILT

Lot 19 138th Pl SE

Auburn, WA

at [The Reserve at Washington National](#)

Lot #19 | The El Dorado

\$1,594,900

4-6 BR | 3.5-4.5 BA | 4,123 SF

TO BE BUILT

Lot 1 NE Bell Rd

Newberg, OR

at [Available Lots - Portland Metro](#)

Lot #1 | The Cascade

\$1,659,000

3-5 BR | 2.5-5 BA | 3,379 SF

Quick Move-in Homes

TO BE BUILT

Lot 2 138th Pl SE

Auburn, WA

at [The Reserve at Washington National](#)

Lot #2 | The Shasta XXL Multi-Gen

\$1,679,900

4-5 BR | 4.5-5 BA | 4,397 SF

DESIGN STUDIO READY

Lot 22 138th Pl SE

Auburn, WA

at [The Reserve at Washington National](#)

Lot #22 | The Alpine

\$1,673,900

4 BR | 4.5 BA | 3,650 SF

TO BE BUILT

Lot 26 138th Pl SE

Auburn, WA

at [The Reserve at Washington National](#)

Lot #26 | The Alpine

\$1,647,900

4-7 BR | 3.5-5 BA | 3,650 SF

TO BE BUILT

Lot 3 138th Pl SE

Auburn, WA

at [The Reserve at Washington National](#)

Lot #3 | The Palisade

\$1,689,900

3-5 BR | 3.5 BA | 4,190 SF

TO BE BUILT

Lot 4 66th Ave Ct NW

Gig Harbor, WA

at [Sehmel Estates](#)

Lot #4 | The Shasta XXL + Shop

\$1,649,900

4-5 BR | 3.5-4 BA | 3,756 SF

DESIGN STUDIO READY

Lot 94 Animal Ave NW

Bremerton, WA

at [Skyfall](#)

Lot #94 | The Shasta XXL Multi-Gen

\$1,549,900

4 BR | 3.5 BA | 4,397 SF

